








Search

## Radio












### Electronics & Gadgets

#### Radio

##### Essentials

-  [Star in Your Own Radio Show!](#)
-  [How to Record Streaming Internet Audio](#)
-  [XM and SIRIUS Features Comparison](#)
-  [Podcasts: Get Them or Make Your Own](#)
-  [Virtual Tour Of A Radio Station](#)

##### Topics

-  [News, Issues & Blog Archive](#)
-  [Listen to Internet Radio](#)
-  [Directories & Databases](#)
-  [Satellite Radio](#)
-  [Personal Broadcasting](#)
-  [Audio Recording Software](#)
-  [DJs, Hosts & Personalities](#)
-  [Public, Pirate, Military](#)
-  [Careers, Jobs & Schools](#)
-  [Amateur, CB and Weather](#)
-  [History, Pioneers, Audio](#)

# How to Create Your Own Podcast - A Step-by-Step Tutorial



From [Corey Deitz](#),  
Your Guide to [Radio](#).  
**FREE** Newsletter. [Sign Up Now!](#)

## So, What Exactly is a Podcast?

*(Note: Before attempting to learn how to create a Podcast the hard way, you might consider skipping this whole article and taking advantage of the automatic and many times free or low cost websites that make Podcast creation simple with no programming. For more resources, see [Tools to Create Podcasts](#).)*

### First Things First

Why is the Radio Guide writing about Podcasting? Because it's very clear to me the Internet coupled with personal technology like iPods and MP3 players have empowered *everyone* with a new voice while redefining what "Radio" is in the 2000s from both a technical and distribution sense. Although I love traditional Radio, I'm also willing to embrace new paradigms. If you're reading this, then apparently you are, too.

A Podcast is:

1.

An audio file you create in .mp3 format...

2. Which contains your own radio show or any audio you wish others to have...
3. That you upload along with an **RSS** (Really Simple Syndication) file to a **server** (your website for instance)...
4. That your intended listeners download using one of several programs that have been created to retrieve your audio file automatically...
5. So they can listen to it at their convenience on their own iPod or .mp3 player.

That's it. Now, don't let things like "RSS file", "server" or ".mp3 format" scare you.



I'm going to show you exactly how to do all of this in the simplest of terms. By the time we're done, you'll be podcasting to the world. Kind of exciting, huh?

-  [Newsletters & RSS](#)
-  [Email to a friend](#)
-  [Print this Page](#)
-  [Add to del.icio.us](#)




### Podcast Directories

-  [Digital Podcast](#)
-  [Podcasting.net](#)
-  [Ipoddex.com](#)






### Podcast Directories

-  [Penguin Radio](#)
-  [Feed-directory.com](#)
-  [Podcast411.com](#)






### Podcast Directories

-  [SportsPodcasts.com](#)
-  [Podcastalley.com](#)
-  [PodcastPickle.com](#)






### Most Popular



-  [Record Streaming Audio From...](#)
-  [How To Create Your Own Internet Radio Station](#)
-  [So, What Exactly is a Podcast?](#)
-  [What You Need To Know About Recording Streaming Audio](#)
-  [Streaming Audio Recording Software Chart](#)

### Heartburn Help






-  [GERD Screening Quiz](#)
-  [Heartburn-Free Recipes](#)
-  [Heartburn Prevention Tips](#)
-  [Could Heartburn Lead to Something Worse?](#)
-  [10 Heartburn Myths](#)

### What's Hot

-  [Radio Station Virtual Tour](#)
-  [NASCAR Radio Plentiful Online and On-The...](#)
-  [TalkShoe Will Pay For Podcasts](#)
-  [Screamer Radio Radio Tuner](#)
-  [Disc-Jockey Philosophy](#)

-  [Radio Airchecks and Jingles](#)
-  [Radio on TV, Film & Columns](#)
-  [Fun Radio Things To Do](#)
-  [Radio Hardware & Software](#)

 **Buyer's Guide**

-  [XM Satellite Radio Hardware and Receiver Product Tour](#)
-  [SIRIUS Satellite Radio Hardware and Receiver Product Tour](#)
-  [Compare Portable Radios For XM and SIRIUS](#)
-  [Product Tour of High Definition \(HD\) Radio Receivers/Tuners For Car and Home](#)
-  [Books, Movies, and CDs by Radio Personalities](#)

 **Tools**

-  [Compare Prices](#)
-  [Find a Job](#)
-  [Yellow Pages](#)

[Forums](#)

[Most Popular Articles](#)

[Latest Articles](#)

[Help](#)

**FREE Newsletter**

**Sign Up Now** for the Radio newsletter!


Before we get into the mechanics of podcasting, let's think about just some of the reasons you might want to create your own podcast:

1. You always wanted your own talk show but you don't own a radio station or work at one.
2. You're a musician and you want to build up a fan base by providing some of your music to potential fans.
3. You're a speaker and you want to sell a multi-part audio seminar but don't want to create CDs, labels, mail them, etc. (Yes, you can use podcasting for profit, too.)
4. You already have a radio show but you want to make certain segments available to the world to increase your reputation and reach.
5. You're a book author and you want to interest people in buying it by offering a few spoken pages each week to entice them.
6. You're a school Principal and you want to create your own weekly message to the students.
7. You're a raving lunatic and you want to rant to the world about conspiracies, UFOs and Men in Black.

Podcasting is for anyone for any reason. It empowers you with a voice that can literally reach around the world.

In order to podcast you will need to learn a few skills in this order:




1. How to record your audio and save it to an .mp3 file.
2. How to create an RSS file which holds the "directions" for sending your file when a user's program like iPodder requests it
3. How to write the "directions" that are inside the RSS file
4. How to upload the RSS "feed" and your .mp3 file
5. How to validate that the file is written correctly and will send the file correctly.

 **Related Topics**

-  [Top 40 / Pop](#)
-  [Alternative Music](#)
-  [Classic Rock](#)
-  [Oldies Music](#)
-  [Stereos](#)

 [12345Next](#)

**Podcast Directories**

-  [Digital Podcast](#)
-  [Podcasting.net](#)
-  [Ipoddex.com](#)

**Podcast Directories**

-  [Penguin Radio](#)
-  [Feed-directory.com](#)
-  [Podcast411.com](#)

**Podcast Directories**

-  [SportsPodcasts.com](#)
-  [Podcastalley.com](#)
-  [PodcastPickle.com](#)



Search

Radio

Electronics & Gadgets

Radio

Essentials

Star in Your Own Radio Show!

How to Record Streaming Internet Audio

XM and SIRIUS Features Comparison

Podcasts: Get Them or Make Your Own

Virtual Tour Of A Radio Station

Topics

News, Issues & Blog Archive

Listen to Internet Radio

Directories & Databases

Satellite Radio

Personal Broadcasting

Audio Recording Software

DJs, Hosts & Personalities

Public, Pirate, Military

Careers, Jobs & Schools

Amateur, CB and Weather

History, Pioneers, Audio

# How to Create Your Own Podcast - A Step-by-Step Tutorial



From [Corey Deitz](#),  
Your Guide to [Radio](#).  
FREE Newsletter. [Sign Up Now!](#)

## Recording Your Audio and Creating Your MP3 File

Many podcasters naturally are choosing a program called **Audacity** for many reasons:

1. It has an easy learning curve.
2. It has advanced features for those who want them.
3. It is free.

Download Audacity here:  
<http://audacity.sourceforge.net/>

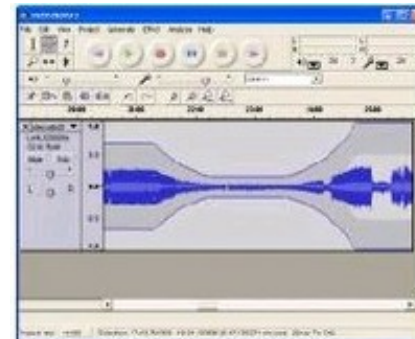
There are Windows, Mac OS 9 or X, and Linux/Unix versions available. You will also have to download the LAME MP3 encoder which allows Audacity to export MP3 files. You will see the download link for that on the same page as the Audacity download.

Recording your voice with Audacity is very simple and the website provides easy tutorials [here](#).

I won't re-invent the wheel on this aspect of your podcasting. Download the program and review the clearly written help information.

*(As a sidenote: for those interested, I have already created a free online course entitled, "Learn To Edit Audio Like A Radio Pro" which will teach you how to use audacity for advanced editing. You can sign up [here](#) for the course and lessons will be emailed to you separately)*

If, after you have downloaded and tried Audacity you think it is still too complicated for your situation, there is another alternative. Windows has its own recording utility called **Sound Recorder** which is just about the easiest way I



Audacity Recorder

[Newsletters & RSS](#)

[Email to a friend](#)

[Print this Page](#)

[Add to del.icio.us](#)

### Podcast Directories

- [Digital Podcast](#)
- [Podcasting.net](#)
- [Ipoddex.com](#)

### Podcast Directories

- [Penguin Radio](#)
- [Feed-directory.com](#)
- [Podcast411.com](#)

### Podcast Directories

- [SportsPodcasts.com](#)
- [Podcastalley.com](#)
- [PodcastPickle.com](#)

### Heartburn Help

- [GERD Screening Quiz](#)
- [Heartburn-Free Recipes](#)
- [Heartburn Prevention Tips](#)
- [Could Heartburn Lead to Something Worse?](#)
- [10 Heartburn Myths](#)

### What's Hot

- [Radio Station Virtual Tour](#)
- [NASCAR Radio Plentiful Online and On-The...](#)
- [TalkShoe Will Pay For Podcasts](#)
- [Screamer Radio Radio Tuner](#)
- [Disc-Jockey Philosophy](#)

Radio Airchecks and Jingles

Radio on TV, Film & Columns

Fun Radio Things To Do

Radio Hardware & Software

#### Buyer's Guide

XM Satellite Radio Hardware and Receiver Product Tour

SIRIUS Satellite Radio Hardware and Receiver Product Tour

Compare Portable Radios For XM and SIRIUS

Product Tour of High Definition (HD) Radio Receivers/Tuners For Car and Home

Books, Movies, and CDs by Radio Personalities

#### Tools

Compare Prices

Find a Job

Yellow Pages

Forums

Most Popular Articles

Latest Articles

Help

### FREE Newsletter

Sign Up Now for the Radio newsletter!

know to record just voice. The Windows help file says:

*Using Sound Recorder, you can record, mix, play, and edit sounds. You can also link or insert sounds into another document. You can modify an uncompressed sound file by:*

*Adding sounds to a file.*

*Deleting part of the sound file.*

*Changing the playback speed.*

*Changing the playback volume.*

*Changing the playback direction.*

*Changing or converting the sound file type.*

*Adding an echo.*

To access this utility...

Click: **Start|Programs|Accessories|Entertainment|Sound Recorder.**

Sound Recorder will only save files in .wav format which means you will still have to convert your final recording into an .mp3 file. [MusicMatch Jukebox](#) can also do this for you. There's a free version and an enhanced version.

Now, you will also need a microphone. There are many types which range in quality and price. For affordable voice recording, I recommend a **unidirectional, dynamic-type microphone**. Radio shack sells inexpensive ones and you'll also find a good selection of higher quality mikes at most music stores. In addition, I have created an easy list of microphones you can compare by price [here](#).

Shure makes several models that are versatile and affordable for voice but there are higher quality choices from companies such as Sennheiser, audio-technica, Neumann and more. How much you spend on a microphone is a personal matter between you and your budget. Remember: ebay is a good place to search for bargains if you know what you're looking for.

When you are ready to record, plug your microphone into your soundcard's mike input and open up Windows's **Volume Control**. (Mac users use the equivalent. Sorry, I can't provide those specifics.) In Windows here's how:

Click: **Start**

Navigate to: **Programs|Accessories|Entertainment|Volume Control**

On **Volume Control** in the upper left hand corner Click: **Options** and highlight **Properties**

Select: **Recording**

Press: **OK**

Make sure you put a check in the **Select** box under where it says **MIC**

The Volume switch can be adjusted using the slider control as you begin to do your recording

Start a new recording using Audacity, check your levels and begin your program. Edit test audio or other glitches when you are finished.

When your audio is done and saved, you will need to remember to write down:

#### Most Popular

[Record Streaming Audio From...](#)

[How To Create Your Own Internet Radio Station](#)

[So, What Exactly is a Podcast?](#)

[What You Need To Know About Recording Streaming Audio](#)

[Streaming Audio Recording Software Chart](#)

#### Related Topics

[Top 40 / Pop](#)

[Alternative Music](#)

[Classic Rock](#)

[Oldies Music](#)

[Stereos](#)

[See Online Courses](#)

1. Where you saved it so you can upload it later
2. What the exact file size is.

To ascertain that, just:




1. Right click on the .mp3 file you created
2. Click "properties" and note the size. As an example, it will look like this:

Size: 4.61 MB (4,834,743 bytes)

What you want to write down is 4834743 without the commas.

[Previous](#)**12345**[Next](#)

### Podcast Directories

-  [Digital Podcast](#)
-  [Podcasting.net](#)
-  [Ipoddex.com](#)

### Podcast Directories

-  [Penguin Radio](#)
-  [Feed-directory.com](#)
-  [Podcast411.com](#)

### Podcast Directories

-  [SportsPodcasts.com](#)
-  [Podcastalley.com](#)
-  [PodcastPickle.com](#)

[All Topics](#) | [Email Article](#) | [Print](#) |  | 

---

[Our Story](#) | [Be a Guide](#) | [Advertising Info](#) | [News & Events](#) | [Work at About](#) | [Site Map](#) | [Reprints](#) | [Help](#)  
[User Agreement](#) | [Ethics Policy](#) | [Patent Info.](#) | [Privacy Policy](#) | [Kids' Privacy Policy](#)

©2006 About, Inc., A part of [The New York Times Company](#). All rights reserved.



Search

## Radio

### Electronics & Gadgets

#### Radio

##### Essentials

- Star in Your Own Radio Show!
- How to Record Streaming Internet Audio
- XM and SIRIUS Features Comparison
- Podcasts: Get Them or Make Your Own
- Virtual Tour Of A Radio Station

##### Topics

- News, Issues & Blog Archive
- Listen to Internet Radio
- Directories & Databases
- Satellite Radio
- Personal Broadcasting
- Audio Recording Software
- DJs, Hosts & Personalities
- Public, Pirate, Military
- Careers, Jobs & Schools
- Amateur, CB and Weather
- History, Pioneers, Audio

# How to Create Your Own Podcast - A Step-by-Step Tutorial



From [Corey Deitz](#),  
Your Guide to [Radio](#).  
FREE Newsletter. [Sign Up Now!](#)

## Creating Your RSS Feed File

An RSS feed is actually a text file with the extension .rss . You can name it anything you like as long as it ends with .rss . As an example, we'll call the one we're going to create MyPodcast.rss.

Now, inside the RSS file are several directions created in what is called Extensible Markup Language or **XML**. It's similar to HyperText Markup Language or **HTML**.

If you've ever written any HTML or just seen the code of a webpage, then you might know web pages are created using what are called "**tags**" like:

`<Title>` This is the Title of my page `</Title>`

XML uses a similar tag system to describe exactly what is inside the RSS file.

The good news is, you can copy another RSS file as your template and then modify it as needed.

Having said that please understand that the following example *may* or *may not* work with whatever particular online services you are using. This is only provided as a tutorial in understanding the basic concepts of creating an RSS file. I STRONGLY suggest potential Podcasters make use of the easier and no-coding-necessary options available such as:

- [ClickCaster](#)
- [BlogMatrix](#)
- [Libsyn](#)
- [MyRSSCreator.com](#)

Additionally, there are some free and fee-based RSS file generators you might find useful which do the hard work for you:

- [Newsletters & RSS](#)
- [Email to a friend](#)
- [Print this Page](#)
- [Add to del.icio.us](#)

### Podcast Directories

- [Digital Podcast](#)
- [Podcasting.net](#)
- [Ipoddex.com](#)

### Podcast Directories

- [Penguin Radio](#)
- [Feed-directory.com](#)
- [Podcast411.com](#)

### Podcast Directories

- [SportsPodcasts.com](#)
- [Podcastalley.com](#)
- [PodcastPickle.com](#)

### Most Popular

- [Record Streaming Audio From...](#)
- [How To Create Your Own Internet Radio Station](#)
- [So, What Exactly is a Podcast?](#)
- [What You Need To Know About Recording Streaming Audio](#)
- [Streaming Audio Recording Software Chart](#)

### Heartburn Help

- [GERD Screening Quiz](#)
- [Heartburn-Free Recipes](#)
- [Heartburn Prevention Tips](#)
- [Could Heartburn Lead to Something Worse?](#)
- [10 Heartburn Myths](#)

### What's Hot

- [Radio Station Virtual Tour](#)
- [NASCAR Radio Plentiful Online and On-The...](#)
- [TalkShoe Will Pay For Podcasts](#)
- [Screamer Radio Radio Tuner](#)
- [Disc-Jockey Philosophy](#)

- Radio Airchecks and Jingles
- Radio on TV, Film & Columns
- Fun Radio Things To Do
- Radio Hardware & Software

- Buyer's Guide
  - XM Satellite Radio Hardware and Receiver Product Tour
  - SIRIUS Satellite Radio Hardware and Receiver Product Tour
  - Compare Portable Radios For XM and SIRIUS
  - Product Tour of High Definition (HD) Radio Receivers/Tuners For Car and Home
  - Books, Movies, and CDs by Radio Personalities

- Tools
  - Compare Prices
  - Find a Job
  - Yellow Pages

- Forums
- Most Popular Articles
- Latest Articles
- Help

**FREE Newsletter**  
 Sign Up Now for the Radio newsletter!

- [Podcast RSS feed generator](#)
- [ListGarden RSS Feed Generator Program](#)
- [Simple RSS File Generator](#)

Now, back to the tutorial. Open up your windows Notepad by clicking:

Start | Run| and typing in Notepad then press ENTER

It's important you use a text editor like Notepad because a text editor does not include any text formatting like a word processor. If you used Microsoft Word to create your RSS file, it would fail miserably because of the hidden formatting.

Now, with Notepad open copy this code into it:

```
<?xml version="1.0"?>

  <rss version="2.0">

    <channel>

      <title>My Program</title>
      <link>http://www.mywebsite.com/myaudio.mp3</link>
      <description>My first podcast</description>
      <language>en-us</language>
      <copyright>2005</copyright>
      <lastBuildDate>Today's Date*</lastBuildDate>
      <webMaster>youremail@whatever.com</webMaster>
      <ttl>1</ttl>
      <item>

        <title>Todays Radio Show - Monday</title>
        <description>Here is my Monday podcast. Hope you like it.</description>
        <pubDate>Wed, 23 Aug 2006 00:56:00 GMT</pubDate>*</item>

      <enclosure url="http://www.mywebsite.com/myaudio.mp3" length="4834743" type="audio/mpeg"/>
    </item>
  </channel>
</rss>
```

(\* Make sure you express the date in the format of: **Day:Date:Month:Year: hh:mm:ss** . Also, you have to tell what timezone you are in, relative to GMT.)

- Related Topics
  - [Top 40 / Pop](#)
  - [Alternative Music](#)
  - [Classic Rock](#)
  - [Oldies Music](#)
  - [Stereos](#)



Search

## Radio

### Electronics & Gadgets

#### Radio

##### Essentials

- Star in Your Own Radio Show!
- How to Record Streaming Internet Audio
- XM and SIRIUS Features Comparison
- Podcasts: Get Them or Make Your Own
- Virtual Tour Of A Radio Station

##### Topics

- News, Issues & Blog Archive
- Listen to Internet Radio
- Directories & Databases
- Satellite Radio
- Personal Broadcasting
- Audio Recording Software
- DJs, Hosts & Personalities
- Public, Pirate, Military
- Careers, Jobs & Schools
- Amateur, CB and Weather
- History, Pioneers, Audio

# How to Create Your Own Podcast - A Step-by-Step Tutorial



From [Corey Deitz](#),  
Your Guide to [Radio](#).  
FREE Newsletter. [Sign Up Now!](#)

## How to Write the "Directions" That Are Inside the RSS File

As you can see, beginning with `<item>` there are *nested* (ordered) tags which describe exactly what your podcast is:

The title of it: `<title></title>`  
 The description: `<description></description>`  
 The publish date: `<pubDate></pubDate>`  
 The mp3 file itself: `<enclosure />`  
 The exact location: `url=" http://www.mywebsite.com/myaudio.mp3"`  
 The exact length of file: `length="4834743"`  
 And the type of file it is: `type="audio/mpeg"`

A few rules about the tags:

1. There is always a beginning and end tag. Example: `<Title></Title>`. The exception is in the case of what is called an **empty** tag. An example of one is the `<enclosure />` tag from above.

Why? Because an empty tag describes *attribute* specifications. In our case, the file location, its size, and the type of file it is.

2. They are case sensitive so you can't have `<TITLE>My Program</title>`
3. Ending tags always have a slash like this `</title>`
4. The information between tags is called an element.
5. It's important to follow the proper pattern and nesting.

The XML above describes **one** podcast beginning with `<item>` and ending with `</item>`

To add a second item, you could copy the code between `<item>` and `</item>` and change the specifics. For instance: the title, description, and date would all be different. Plus, your second podcast (.mp3 file) would most likely have different characteristics. As an example:

- [Newsletters & RSS](#)
- [Email to a friend](#)
- [Print this Page](#)
- [Add to del.icio.us](#)

#### Podcast Directories

- [Digital Podcast](#)
- [Podcasting.net](#)
- [Ipoddex.com](#)

#### Podcast Directories

- [Penguin Radio](#)
- [Feed-directory.com](#)
- [Podcast411.com](#)

#### Podcast Directories

- [SportsPodcasts.com](#)
- [Podcastalley.com](#)
- [PodcastPickle.com](#)

#### Most Popular

- [Record Streaming Audio From...](#)
- [How To Create Your Own Internet Radio Station](#)
- [So, What Exactly is a Podcast?](#)
- [What You Need To Know About Recording Streaming Audio](#)
- [Streaming Audio Recording Software Chart](#)

#### Heartburn Help

- [GERD Screening Quiz](#)
- [Heartburn-Free Recipes](#)
- [Heartburn Prevention Tips](#)
- [Could Heartburn Lead to Something Worse?](#)
- [10 Heartburn Myths](#)

#### What's Hot

- [Radio Station Virtual Tour](#)
- [NASCAR Radio Plentiful Online and On-The...](#)
- [TalkShoe Will Pay For Podcasts](#)
- [Screamer Radio Radio Tuner](#)
- [Disc-Jockey Philosophy](#)



Radio Airchecks and Jingles

Radio on TV, Film & Columns

Fun Radio Things To Do

Radio Hardware & Software

Buyer's Guide

XM Satellite Radio Hardware and Receiver Product Tour

SIRIUS Satellite Radio Hardware and Receiver Product Tour

Compare Portable Radios For XM and SIRIUS

Product Tour of High Definition (HD) Radio Receivers/Tuners For Car and Home

Books, Movies, and CDs by Radio Personalities

Tools

Compare Prices

Find a Job

Yellow Pages

Forums

Most Popular Articles

Latest Articles

Help

FREE Newsletter

Sign Up Now for the Radio newsletter!

<enclosure url="http://www.mywebsite.com/myaudio2.mp3" length="(whatever this file's length is)" type="audio/mpeg" />

There. You've created all the code you need for a podcast! Now, decide what the name of your RSS file will be and save it to your desktop or a directory you will remember where it is.

Example: **MyPodcast.rss**

Let me point out that there are other elements you can put into an RSS file. The example above is a very simple model. Go [here](#) for a further tutorial on XML.

### Podcast Directories

[Digital Podcast](#)

[Podcasting.net](#)

[Ipoddex.com](#)

### Podcast Directories

[Penguin Radio](#)

[Feed-directory.com](#)

[Podcast411.com](#)

### Podcast Directories

[SportsPodcasts.com](#)

[Podcastalley.com](#)

[PodcastPickle.com](#)

### Related Topics

[Top 40 / Pop](#)

[Alternative Music](#)

[Classic Rock](#)

[Oldies Music](#)

[Stereos](#)

[Previous](#)**12345**[Next](#)



Search

## Radio

### Electronics & Gadgets

#### Radio

##### Essentials

- [Star in Your Own Radio Show!](#)
- [How to Record Streaming Internet Audio](#)
- [XM and SIRIUS Features Comparison](#)
- [Podcasts: Get Them or Make Your Own](#)
- [Virtual Tour Of A Radio Station](#)

##### Topics

- [News, Issues & Blog Archive](#)
- [Listen to Internet Radio](#)
- [Directories & Databases](#)
- [Satellite Radio](#)
- [Personal Broadcasting](#)
- [Audio Recording Software](#)
- [DJs, Hosts & Personalities](#)
- [Public, Pirate, Military](#)
- [Careers, Jobs & Schools](#)
- [Amateur, CB and Weather](#)
- [History, Pioneers, Audio](#)

# How to Create Your Own Podcast - A Step-by-Step Tutorial



From [Corey Deitz](#),  
Your Guide to [Radio](#).  
**FREE** Newsletter. [Sign Up Now!](#)

## How to Upload the .MP3 File, RSS File, and Validate It

An RSS file must reside on a server. If you have your own website, you already have a server holding your website. Use that server!

You upload your RSS file along with the mp3s for your podcast using either an **FTP** (File Transfer Protocol) program or possibly a webpage-based upload feature if you built your website using one of the many software interfaces many hosting companies now provide.

Either way, upload them to your website. Remember: if you decide to place these files in a separate folder on your server like **/MyPodcast** you will have to include that folder in the full address of your mp3 when you create that information using the **<enclosure url=** tag.

By the way: CoffeeCup Software offers a very easy and free FTP program called [CoffeeCup Free FTP](#).

I use it all the time.

### How to Validate or Make Sure Your RSS File is Written Correctly

This is the easiest part of all. If you have written your RSS file correctly, just go to <http://rss.scripting.com/> and type in the address of where you uploaded your RSS file. For instance:

<http://www.yourwebsite.com/MyPodcast.rss>

When you press the VALIDATE button, it will test out your RSS feed and tell you if it works or not. If you get an error message then you have made a mistake possibly in syntax, tags, etc. Go back to your RSS file, open it in Notepad and inspect it to see where you might have made a mistake. One little error – anything that's off – will screw the whole thing up.

- [Newsletters & RSS](#)
- [Email to a friend](#)
- [Print this Page](#)
- [Add to del.icio.us](#)

#### Podcast Directories

- [Digital Podcast](#)
- [Podcasting.net](#)
- [Ipoddex.com](#)

#### Podcast Directories

- [Penguin Radio](#)
- [Feed-directory.com](#)
- [Podcast411.com](#)

#### Podcast Directories

- [SportsPodcasts.com](#)
- [Podcastalley.com](#)
- [PodcastPickle.com](#)

#### Most Popular

- [Record Streaming Audio From...](#)
- [How To Create Your Own Internet Radio Station](#)
- [So, What Exactly is a Podcast?](#)
- [What You Need To Know About Recording Streaming Audio](#)
- [Streaming Audio Recording Software Chart](#)

#### Heartburn Help

- [GERD Screening Quiz](#)
- [Heartburn-Free Recipes](#)
- [Heartburn Prevention Tips](#)
- [Could Heartburn Lead to Something Worse?](#)
- [10 Heartburn Myths](#)

#### What's Hot

- [Radio Station Virtual Tour](#)
- [NASCAR Radio Plentiful Online and On-The...](#)
- [TalkShoe Will Pay For Podcasts](#)
- [Screamer Radio Radio Tuner](#)
- [Disc-Jockey Philosophy](#)

Radio Airchecks and Jingles

Radio on TV, Film & Columns

Fun Radio Things To Do

Radio Hardware & Software

#### Buyer's Guide

XM Satellite Radio Hardware and Receiver Product Tour

SIRIUS Satellite Radio Hardware and Receiver Product Tour

Compare Portable Radios For XM and SIRIUS

Product Tour of High Definition (HD) Radio Receivers/Tuners For Car and Home

Books, Movies, and CDs by Radio Personalities

#### Tools

Compare Prices

Find a Job

Yellow Pages

Forums

Most Popular Articles

Latest Articles

Help

### FREE Newsletter

Sign Up Now for the Radio newsletter!

Another RSS Validators is: <http://validator.w3.org/>

Once your podcast has been validated, all you have to do now is provide the address of your RSS file to anyone who wants to subscriber to your podcast.

In our example it would be:

**<http://www.yourwebsite.com/MyPodcast.rss>**

For people to receive your podcast, there are many free software programs designed specifically for this purpose.

A list can be found [here](#).

Don't forget to get your podcast listed in the many directories available on the Internet so people know it's available and can subscriber. See locations in the link boxes on this page.

#### Podcast Directories

[Digital Podcast](#)

[Podcasting.net](#)

[Ipoddex.com](#)

#### Podcast Directories

[Penguin Radio](#)

[Feed-directory.com](#)

[Podcast411.com](#)

#### Podcast Directories

[SportsPodcasts.com](#)

[Podcastalley.com](#)

[PodcastPickle.com](#)

#### Related Topics

[Top 40 / Pop](#)

[Alternative Music](#)

[Classic Rock](#)

[Oldies Music](#)

[Stereos](#)

[Previous12345](#)






You are here: [About](#)>[Electronics & Gadgets](#)>[Radio](#)> [Personal Broadcasting](#)> [Podcasting](#)> [Tools to Create Podcasts](#)

# About












## Electronics & Gadgets

### Radio

#### Essentials

-  [Star in Your Own Radio Show!](#)
-  [How to Record Streaming Internet Audio](#)
-  [XM and SIRIUS Features Comparison](#)
-  [Podcasts: Get Them or Make Your Own](#)
-  [Virtual Tour Of A Radio Station](#)

#### Topics

-  [News, Issues & Blog Archive](#)
-  [Listen to Internet Radio](#)
-  [Directories & Databases](#)
-  [Satellite Radio](#)
-  [Personal Broadcasting](#)
-  [Audio Recording Software](#)
-  [DJs, Hosts & Personalities](#)
-  [Public, Pirate, Military](#)
-  [Careers, Jobs & Schools](#)
-  [Amateur, CB and Weather](#)
-  [History, Pioneers, Audio](#)

## Radio

### > [Personal Broadcasting](#)> [Podcasting](#)> **Tools to Create Podcasts - Software - Hardware**

There are various 3rd party software applications that have been created to facilitate the creation of podcasts. This software ranges from very easy and basic to those with higher learning curves but more professional options and results. Plus, specialized hardware may be needed for recording phone interviews, etc. Here you'll find an ever increasing listing.

#### Subtopics

 [Podcast Creation \(16\)](#)

 [Information on Headphones](#)

 [Recording Software \(17\)](#)

#### Articles & Resources

Sort By : Guide Picks | [Alphabetical](#) | [Recent](#)

##### [TalkShoe Says It Will Pay You to Create Your Own Podcasts](#)

TalkShoe is a website that allows anyone to become the host of their own Internet talk show. Uses include live talk shows, discussion groups, podcasts, conferences and friends and family chats. In addition, the website claims it's ready to pay you, too. Read more.

##### [Solutions For Recording Phone Calls in Your Podcasts](#)

Podcasters who conduct phone interviews as part of their programs often need a solution for capturing the phone audio. It's not terribly hard and there are many options for landline, wireless and voip telephones. Read more about the solutions for recording phone calls in your Podcasts or for your Internet Radio show.

##### [Podcasters: Click, Create, and Earn - For Free With PodcastSPOTS](#)

PodcastSPOTS is a free podcast creation and hosting solution that allows anyone to record podcasts, publish them in a few clicks, and earn revenue. Read more.

##### [Simplistic Podcasting With ClickCaster](#)

ClickCaster is a very simple and easy to use podcasting solution that gives anyone with an Internet connection, the ability to create, publish, listen and subscribe to an on-demand Podcast. More Details.

##### [Audio Mixers For Creating Podcasts or Internet Radio](#)

If you're planning to create your own Podcast or Internet Radio stream, a home studio that you're comfortable with is essential. Besides recording software and a microphone, a mixer can be an important tool in the creation process. Here are some suggested mixers under \$100 and between \$100 and \$150 with descriptions and price comparisons provided by Pricegrabber.






##### [Compare Microphone Prices on The Most Popular Brands For Podcasting and Recording](#)

If you're thinking of creating an Internet Radio station or your own Podcast, you can quickly compare prices for the most popular microphone brands with a few clicks.






##### [How to Create Your Own Podcast Without Any Technical Knowledge](#)

Let me first assure you I don't think you're a "DumbDumb". But, if you're like me, you just want to get things done with the least amount of resistance. There are several companies who have created "point and click" browser interfaces

#### Heartburn Help

-  [GERD Screening Quiz](#)
-  [Heartburn-Free Recipes](#)
-  [Heartburn Prevention Tips](#)
-  [Could Heartburn Lead to Something Worse?](#)
-  [10 Heartburn Myths](#)

#### What's Hot

-  [Radio Station Virtual Tour](#)
-  [NASCAR Radio Plentiful Online and On-The...](#)
-  [TalkShoe Will Pay For Podcasts](#)
-  [Screamer Radio Radio Tuner](#)
-  [Disc-Jockey Philosophy](#)

[Radio Airchecks and Jingles](#)

[Radio on TV, Film & Columns](#)

[Fun Radio Things To Do](#)

[Radio Hardware & Software](#)

#### [Buyer's Guide](#)

[XM Satellite Radio Hardware and Receiver Product Tour](#)

[SIRIUS Satellite Radio Hardware and Receiver Product Tour](#)

[Compare Portable Radios For XM and SIRIUS](#)

[Product Tour of High Definition \(HD\) Radio Receivers/Tuners For Car and Home](#)

[Books, Movies, and CDs by Radio Personalities](#)

#### [Tools](#)

[Compare Prices](#)

[Find a Job](#)

[Yellow Pages](#)

[Forums](#)

[Most Popular Articles](#)

[Latest Articles](#)

[Help](#)

#### **FREE Newsletter**

**Sign Up Now** for the Radio newsletter!

that let you skip the technical stuff to allow you to create your own podcast quickly and easily. Find which ones and where to find them.

[Streamload.com Is An Affordable Solution For Storing Podcasts That Need Public Access](#)

Most Podcasters have a blog or website where they can store their podcasts - which are usually .mp3 files. But, what can you do when you start running out of server space? One solutions is Streamload.com. Read more.

[PodcastGuests.com](#)

According to the website: "Do you podcast and need guests for your shows? Are you an author, expert or interview subject seeking exposure?Hook up here."

[PodcastExpert.com](#)

"PodcastExpert.com is a community-driven site for resources on creating, producing, and receiving Podcasts."

[Skype - Internet Telephony](#)

Skype is for calling other people on their computers or phones. Use it to do long-distance interviews at no cost. Skype is free.

[RadioDaddy.com - Free Voice Over Exchange](#)

According to RadioDaddy.com: "...a free service to allow exchange of voiceovers between radio stations worldwide."

[DB9s DB9 Phone Patch](#)

"The DB9 PhonePatch Is A Simple Device With A Standard RJ11 Telephone Input Jack and An Output Cable Terminating At Two RCA Plugs. Applications For The DB9 Include Broadcast, Conference Rooms, Phone Training, Or Wherever A Phone Conversation Needs To Be Recorded "

[International Nanocasting Alliance](#)

From their website: "The International Nanocasting Alliance (INA) is a trade organization dedicated to accelerating the growth of commercial Internet radio and Nanocasting (commercial podcasting) and to promoting the necessary self-regulation required for the industry to stably expand."